

Statistics

| | |
|-----------------------------|------------------|
| Form name | vragenlijst |
| Form title | Enquêteformulier |
| Number of questions | 16 |
| Total number of submissions | 109 |

Minimum eis aan showuitslagen

(Question type: Multiple-choice, select one)

| Answer | Amount | Percentage | |
|------------------------------|------------|------------|--|
| ja | 98 | 92.45 % | |
| nee | 8 | 7.55 % | |
| Number of respondents | 106 | | |

Minimum eis aan werkaanleg

(Question type: Multiple-choice, select one)

| Answer | Amount | Percentage | |
|------------------------------|------------|------------|--|
| ja | 66 | 62.26 % | |
| nee | 40 | 37.74 % | |
| Number of respondents | 106 | | |

Minimum eis aan deskundigheid fokker

(Question type: Multiple-choice, select one)

| Answer | Amount | Percentage | |
|------------------------------|------------|------------|--|
| ja | 88 | 82.24 % | |
| nee | 19 | 17.76 % | |
| Number of respondents | 107 | | |

Als de GRCN een code van ethiek opneemt in het fokbeleid, bent u dan bereid om u hieraan te conformeren c.q. te ondertekenen

(Question type: Multiple-choice, select one)

| Answer | Amount | Percentage | |
|------------------------------|------------|------------|--|
| ja | 96 | 91.43 % | |
| nee | 9 | 8.57 % | |
| Number of respondents | 105 | | |

Wat is de uiterste combinatie die de GRCN voor de HD uitslagen voor ouerdieren zou moeten hanteren

(Question type: List box)

| Answer | Amount | Percentage | |
|--------|--------|------------|--|
| A x A | 3 | 2.86 % | |
| | | | |

| | | | |
|------------------------------|------------|---------|--|
| A x B | 14 | 13.33 % | |
| A x C | 23 | 21.90 % | |
| A x D | 4 | 3.81 % | |
| A x E | 1 | 0.95 % | |
| B x B | 16 | 15.24 % | |
| B x C | 34 | 32.38 % | |
| B x D | 1 | 0.95 % | |
| B x E | 0 | 0 % | |
| C x C | 5 | 4.76 % | |
| C x D | 0 | 0 % | |
| C x E | 0 | 0 % | |
| D x D | 0 | 0 % | |
| D x E | 0 | 0 % | |
| E x E | 0 | 0 % | |
| Geen beperking | 4 | 3.81 % | |
| Number of respondents | 105 | | |

Vindt u dat wij engelse HD uitslagen toe moeten laten en op moeten nemen in het fokbeleid

(Question type: Multiple-choice, select one)

| Answer | Amount | Percentage | |
|------------------------------|------------|------------|--|
| ja | 76 | 71.70 % | |
| nee | 30 | 28.30 % | |
| Number of respondents | 106 | | |

Moet deze hond dan ook van een Engelse eigenaar zijn, die in Engeland gehuisvest is

(Question type: Multiple-choice, select one)

| Answer | Amount | Percentage | |
|------------------------------|-----------|------------|--|
| ja | 29 | 38.16 % | |
| nee | 47 | 61.84 % | |
| Number of respondents | 76 | | |

Bent u van mening dat het onderzoek naar ED verplicht moet worden opgenomen in het fokbeleid

(Question type: Multiple-choice, select one)








| Answer | Amount | Percentage | |
|--------|--------|------------|--|
| ja | 90 | 84.91 % | |
| nee | 16 | 15.09 % | |

Number of respondents

106
















Wat is dan de uiterste combinatie die de GRCN moet hanteren

 (Question type: List box)

| Answer | Amount | Percentage | |
|------------------------------|-----------|------------|---|
| 0:0 | 46 | 51.11 % |  |
| 0:1 | 19 | 21.11 % |  |
| 1:1 | 16 | 17.78 % |  |
| 1:2 | 5 | 5.56 % |  |
| 2:2 | 2 | 2.22 % |  |
| 2:3 | 0 | 0 % |  |
| 3:3 | 2 | 2.22 % |  |
| Number of respondents | 90 | | |

Welke ooguitslagen moeten worden uitgesloten voor de fokkerij


 (Question type: Multiple-choice, select many)

| Answer | Amount | Percentage | |
|--|------------|------------|---|
| Membrama Pup. Per (MPP) | 31 | 31 % |  |
| Pers. HYperpl. Tunica Vasculosa (PHTVL/PHPV) | 33 | 33 % |  |
| Retina Dysplasie (RD) | 27 | 27 % |  |
| Hypoplasie / Micropapilla | 34 | 34 % |  |
| CEA | 33 | 33 % |  |
| Entropion | 45 | 45 % |  |
| Ectropion | 45 | 45 % |  |
| Distichiasis | 15 | 15 % |  |
| Comea Dystrophie | 31 | 31 % |  |
| Cataract | 62 | 62 % |  |
| Lensluxatie | 40 | 40 % |  |
| Retina degeneratie (PRA) | 62 | 62 % |  |
| Anders | 11 | 11 % |  |
| Alle afwijkingen | 38 | 38 % |  |
| Geen | 1 | 1 % |  |
| Number of respondents | 100 | | |

Moet er een limiet zijn aan het aantal nesten op de pupinfolijst



 (Question type: Multiple-choice, select one)

| Answer | Amount | Percentage | |
|--------|--------|------------|---|
| ja | 48 | 44.86 % |  |

| | | | |
|------------------------------|------------|---------|--|
| nee | 59 | 55.14 % |  |
| Number of respondents | 107 | | |



Indien u een ervaren fokker bent, bent u dan bereid om een beginnend fokker een stageplaats te verlenen

(Question type: Multiple-choice, select one)

| Answer | Amount | Percentage | |
|------------------------------|-----------|------------|---|
| ja | 65 | 78.31 % |  |
| nee | 18 | 21.69 % |  |
| Number of respondents | 83 | | |



Deelname fokdag

(Question type: Multiple-choice, select one)

| Answer | Amount | Percentage | |
|------------------------------|------------|------------|---|
| ja | 73 | 68.87 % |  |
| nee | 33 | 31.13 % |  |
| Number of respondents | 106 | | |



Gedragtest

(Question type: Multiple-choice, select one)

| Answer | Amount | Percentage | |
|------------------------------|------------|------------|---|
| ja | 60 | 57.69 % |  |
| nee | 44 | 42.31 % |  |
| Number of respondents | 104 | | |



Anders

(Question type: Multiple-choice, select one)

| Answer | Amount | Percentage | |
|------------------------------|-----------|------------|---|
| ja | 20 | 31.75 % |  |
| nee | 43 | 68.25 % |  |
| Number of respondents | 63 | | |

Bent u lid van de GRCN

(Question type: Multiple-choice, select one)

| Answer | Amount | Percentage | |
|------------------------------|------------|------------|---|
| ja | 104 | 95.41 % |  |
| nee | 5 | 4.59 % |  |
| Number of respondents | 109 | | |